



Newcomer Mapping Network



Language: Punjabi

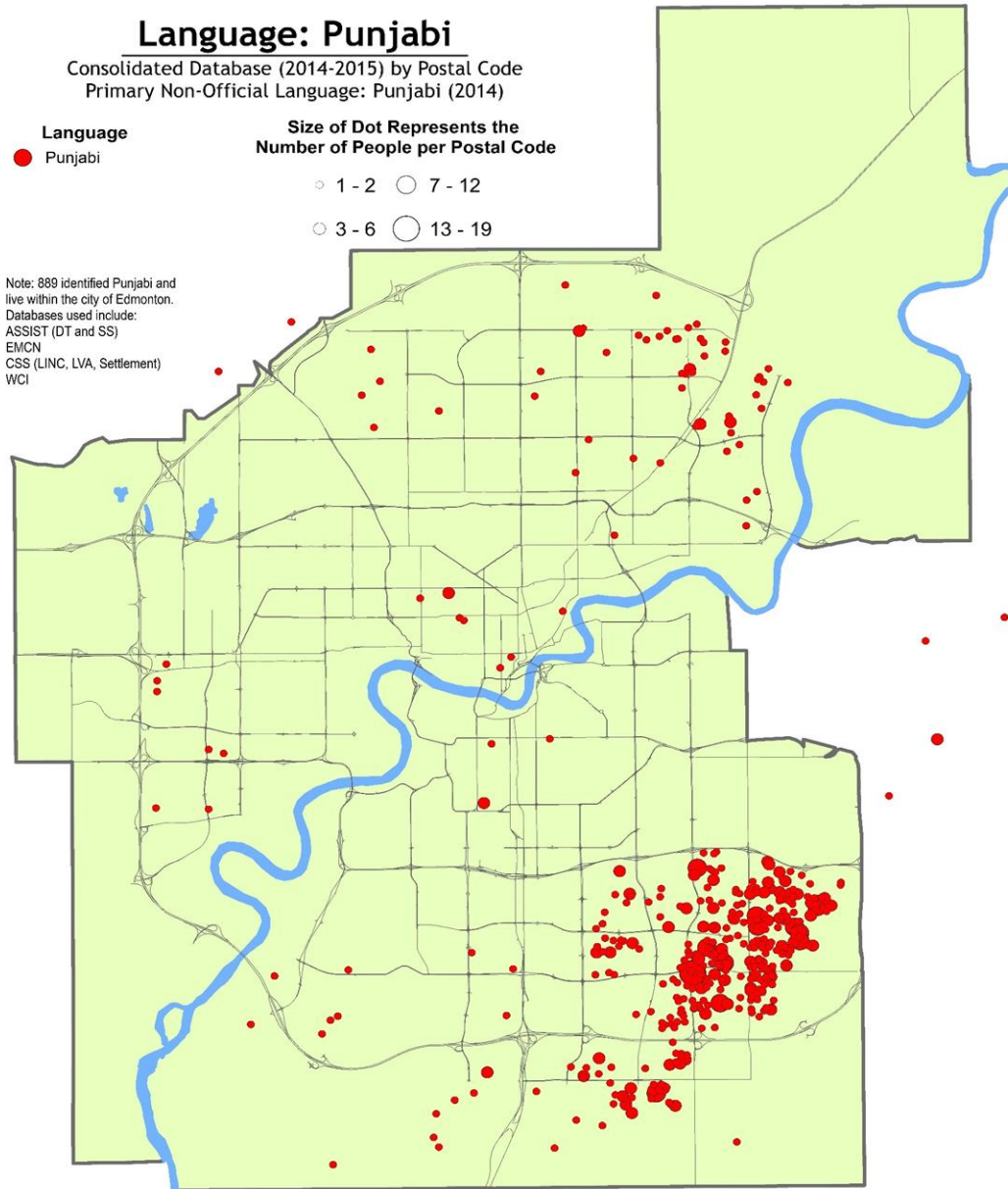
Consolidated Database (2014-2015) by Postal Code
Primary Non-Official Language: Punjabi (2014)

Language
● Punjabi

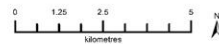
**Size of Dot Represents the
Number of People per Postal Code**

○ 1 - 2 ○ 7 - 12
○ 3 - 6 ○ 13 - 19

Note: 889 identified Punjabi and
live within the city of Edmonton.
Databases used include:
ASSIST (DT and SS)
EMCN
CSS (LINC, LVA, Settlement)
WCI



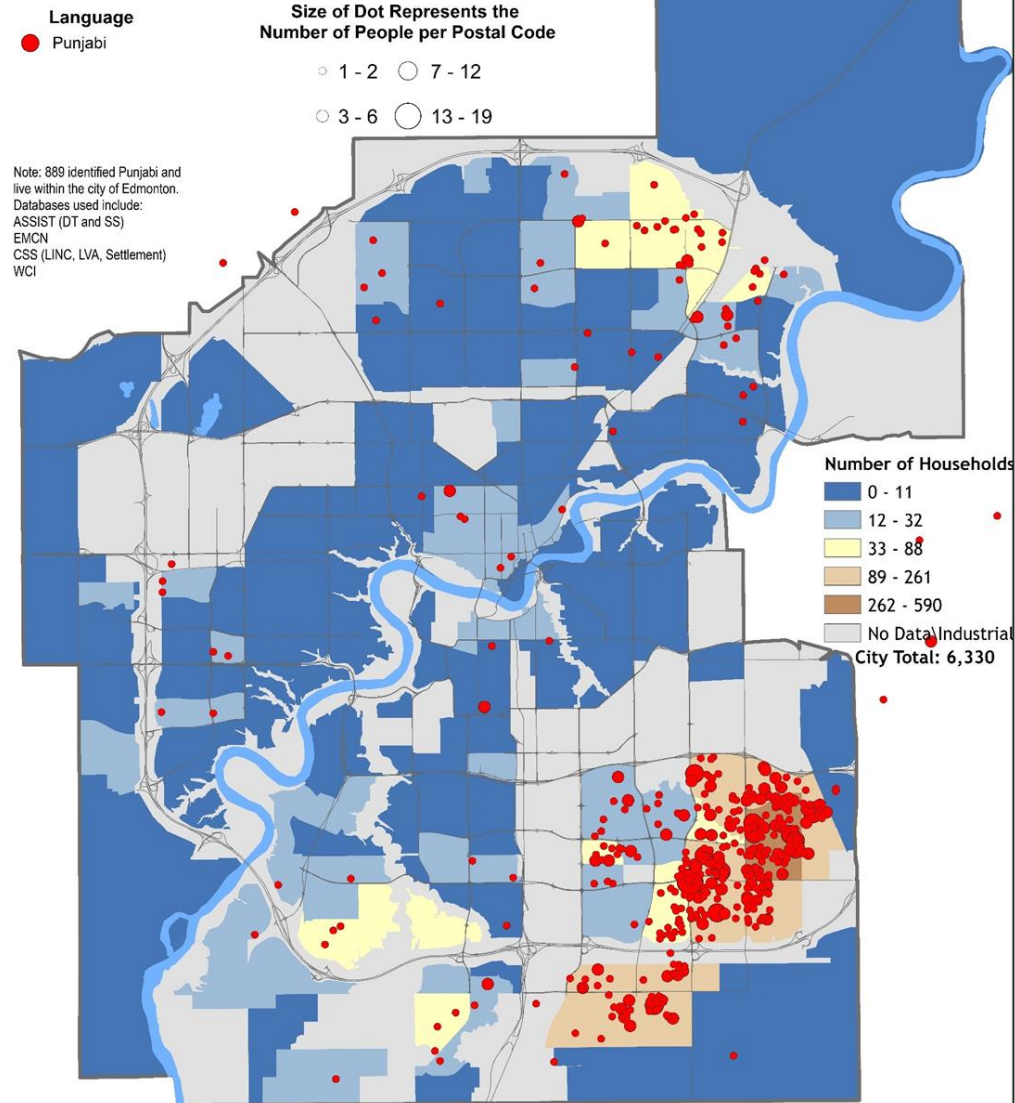
Data Sources: Demographic data provided by
CSS, EMCN, WCI, EISA, 2014-2015; Spatial
data provided by DATI Spatial and the City.
Map Name: Languages_Punjabi_1216



This map was created for the purposes of collaborative
planning. The information presented in the map is accurate
to the best of our knowledge using the data available.
We accept no liability for the use or misuse of this information.
M.A.P.S. Alberta Capital Region 12/2016
Last Updated:

Language: Punjabi

Consolidated Database (2014-2015) by Postal Code
Primary Non-Official Language: Punjabi (2014)

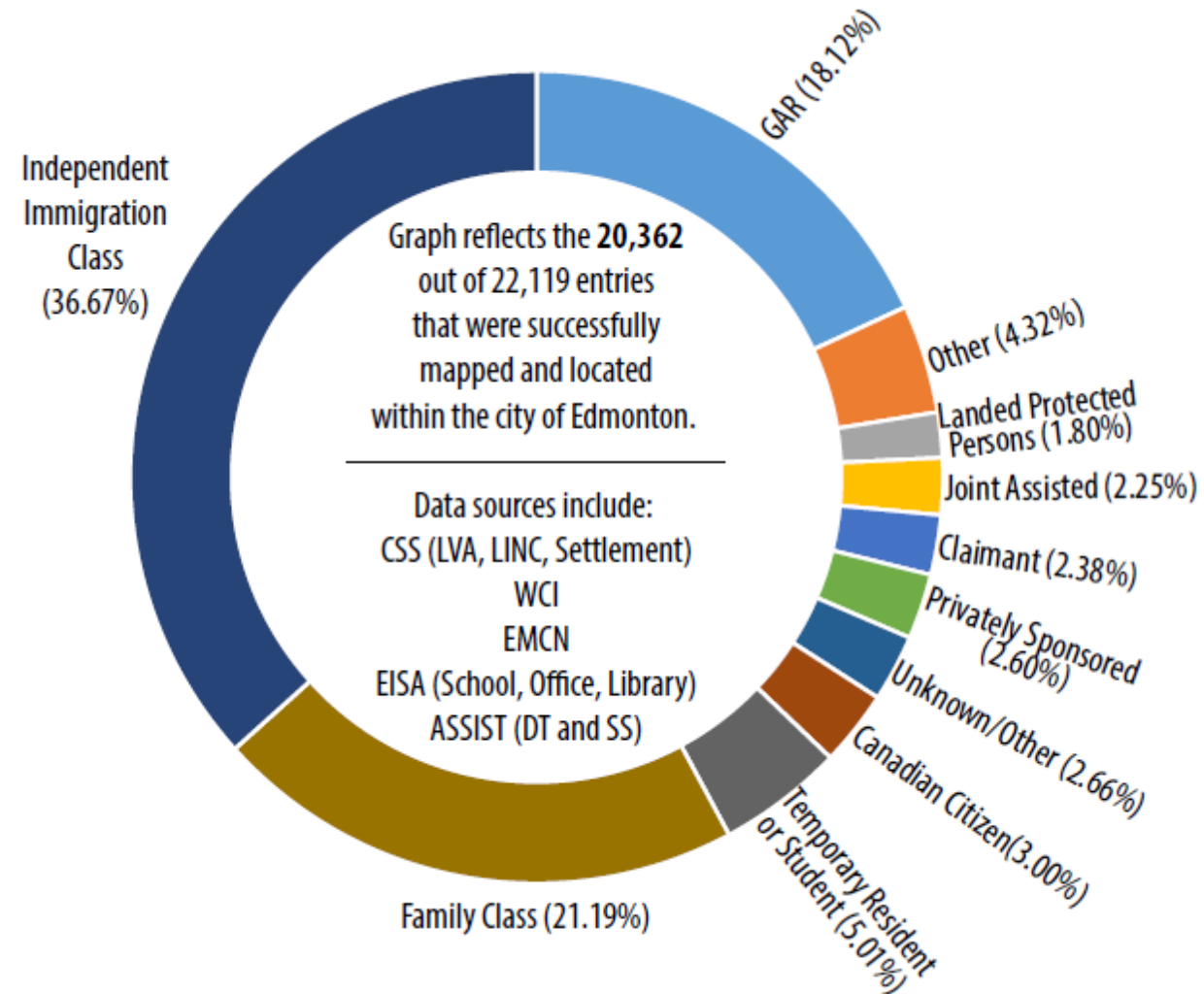


Data Sources: Demographic data provided by
CSS, EMCN, WCI, ESA, 2014-2015; Spatial
data provided by DMIT Spatial and the City.
Map Name: Languages_Punjabi_1216



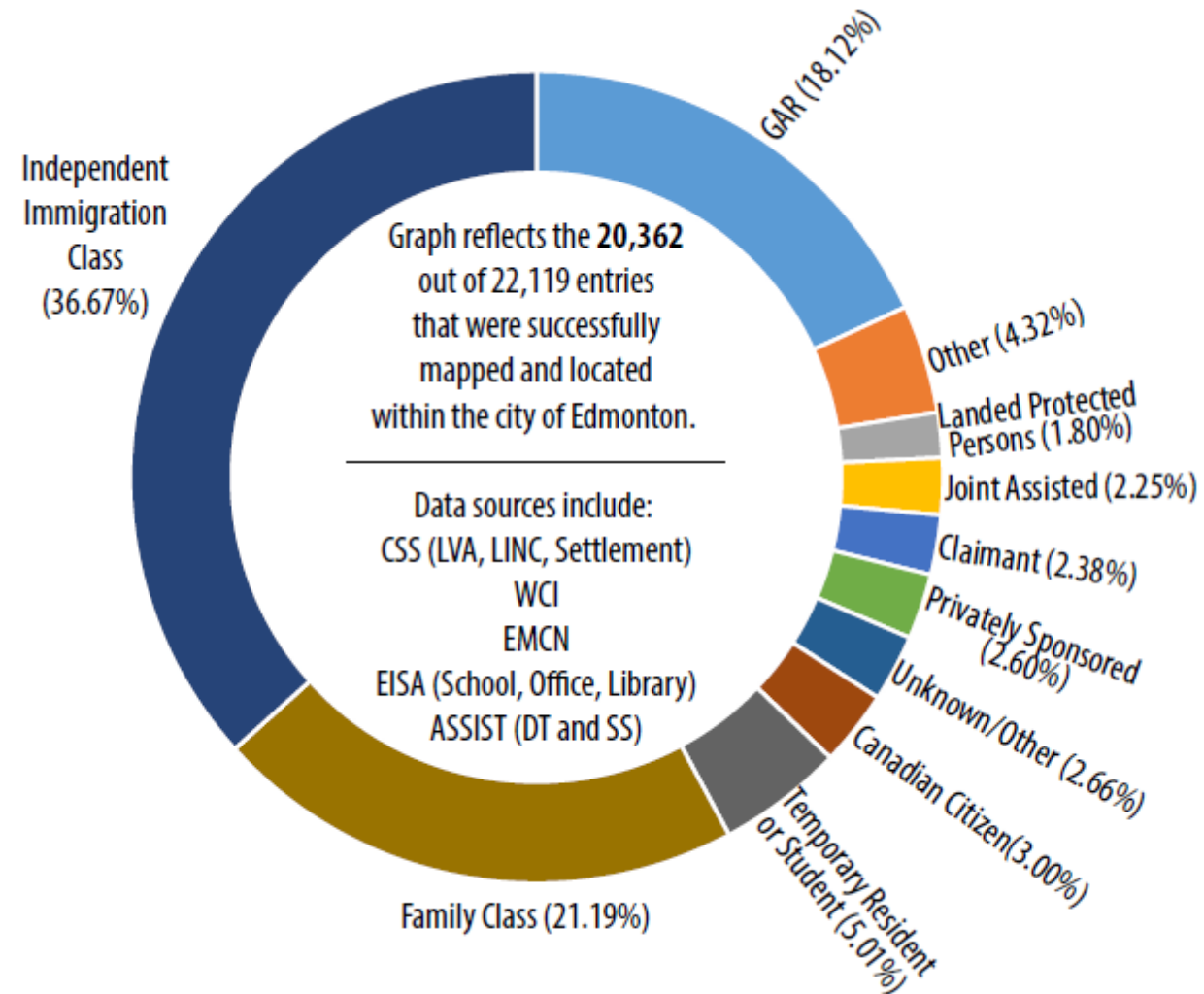
This map was created for the purposes of collaborative
planning. The information presented in the map is accurate
to the best of our knowledge using the data available.
We accept no liability for the use or misuse of this information.
M.A.A.S.S. Alberta Capital Region 12/2016
Last Updated:

Immigration Categories



About the data

Immigration Categories



86 Categories



	A	B	C
1	Postal code	Immigration Category	Dataset
2	XXXXXX	Refugee-Unknown	Eisa Office
3	X0E 0R2	SW1	ASSIST DT
4	V5H2X4	Economic	Eisa Office
5	V1Y3C2	Economic	Eisa Office
6	V0R 3A0	PV2	ASSIST DT
7	V0R 3A0	PV2	ASSIST DT
8	TXL5Z2	Independent Immigrant	WCI
9	TXL 3X3	Independent Immigrant	WCI
10	TW6 2C3	Independent Immigrant	WCI
11	TsT 1T8	Independent Immigrant	WCI
12	TR5 2M4	Independent Immigrant	WCI



22110	Not Provided	Refugee-Joint Assisted	EMCN
22111	Not Provided	Refugee-Joint Assisted	EMCN
22112	Not Provided	Refugee-Joint Assisted	EMCN
22113	Not Provided	Refugee-Private SPN	EMCN
22114	Not Provided	Refugee-Private SPN	EMCN
22115	Not Provided	Refugee-Private SPN	EMCN
22116	Not Provided	Refugee-Private SPN	EMCN
22117	Not Provided	Refugee-Private SPN	EMCN
22118	Not Provided	Refugee-Private SPN	EMCN
22119	Not Provided	Refugee-Private SPN	EMCN

22,119 Rows



Skilled Worker

Independent

AR1, AR7, EN2

Independent Immigration Class


```
graph LR; A[Skilled Worker] --- D[Independent Immigration Class]; B[Independent] --- D; C[AR1, AR7, EN2] --- D;
```

The diagram illustrates the components of the Independent Immigration Class. It features a central box on the right labeled "Independent Immigration Class" in bold black text. Three lines connect this central box to three separate boxes on the left. The top box is labeled "Skilled Worker", the middle box is labeled "Independent", and the bottom box is labeled "AR1, AR7, EN2". All boxes are blue with white text, except for the central box which has black text.

Participating agencies
and datasets collected.



Data
categories



Agency Data Matrix - For Data Collected in the 2014 - 2015 Period															
Table is based on data received. * = Multiple categories or entries. Needs to be consolidated. Was not mapped. ** = Many blank or inappropriate entries. May or may not have been mapped. Last Updated: March 31, 2017															
0	a	1	2	3	4	5	6	7	8	9	10	11	12	13	14
0	Category	CSS - LVA	CSS - LINC	CSS - SETTLEMENT	EMCN	WCI	EISA New Neighbours Program	EISA: Clients received services at schools	EISA: Clients received services at EISA office	EISA: Clients rec. services at Edm and surrounding area libraries	ASSIST Southside Settlement Program	ASSIST Downtown	IFSSA -pcode only-	MCHB no pcodes	Mapping Status
1	Time Frame	April 1st, 2014 - March 31st, 2015	April 1st, 2014 - March 31st, 2015	April 1st, 2014 - March 31st, 2015	2014 - 2015 (month unknown)	2014 - 2015 (month unknown)	2013 (month unknown)	2014 - 2015 (April-March)	2014 - 2015 (April - March)	2014 - 2015 (April March)	2014 - 2015	2014 - 2015		waiting for data	
2	Country of origin	✓	✓	✓	✓	✓	✓	✓	✓	✓				✓	
3	Country of birth				✓	✓					✓	✓		✓	
4	Nationality										✓	✓			
5	Last Country of Residence				Only for the July/incomplete Version	✓		✓	✓	✓	✓	✓		✓	
6	Last Province of Residence [if applicable]				✓			✓	✓	✓	✓	✓			
7	First Residence in Canada by province					✓									
8	Gender	✓	✓	✓	✓	✓		✓	✓	✓	✓	✓		✓	
9	Date of birth (1988-04-01)	✓	✓	✓	✓	pending		✓	✓	✓	✓	✓		✓	
10	Age Range (ex. 26 to 40)	✓	✓	✓	✓			✓	✓						
11	First Language/Language 1	✓	✓	✓	✓	✓					✓	✓		✓	
12	Language 2	✓	✓	✓										✓	
13	Language 3	✓	✓	✓										✓	
14	Immigration category	✓	✓	✓	✓	✓		✓	✓	✓	✓	✓		✓	
15	Arrival in Canada (2012-08-18)	✓	✓	✓				✓	✓	✓				✓	
16	Date of Arrival in Canada (ex. 13-36 months)				✓	✓					✓	✓			
17	Arrival in Alberta (2012-08-18)	✓	✓	✓				✓	✓	✓					
18	Date of Arrival to Alberta (ex. 13-36 months)				✓	✓					✓	✓			
19	Arrival in Edmonton (2012-08-18)	✓**	✓**												
20	Years of education (ex. 9)	✓	✓	✓											
21	Highest level of education (i.e. university)				✓**	✓**								✓	
22	Occupation in home country	✓*,**	✓*,**	✓*,**	✓*,**	✓*,**									
23	Occupation Canada	✓*,**	✓*,**	✓*,**											
24	Employment status	✓*	✓** (25% unavailable)	✓** (40% unavailable)										✓	
25	Marital Status							✓	✓	✓				✓	
26	Start Date of Service							✓	✓	✓				✓	

Database Alignment



Uses



Ethical Guidelines



Collaboration - Successes and Challenges



© Can Stock Photo

Next steps...

Journey Mapping



